

## MAXAIR 30 , MAXAIR 50 , MAXAIR 70 and MAXAIR 100

Achieve home energy efficiency and comfort with AIRMAX Technologies mini ducted systems.

### MAX SERVICE

- All mechanical and electrical components are accessible from the front of the unit.
- Heating coil and fan/motor slide out for easy service.
- One of the most extensive warranties in the business. 1-year parts and labour, 2-years on parts only where applicable.

### MAX SPACE SAVER

- The MAXAIR fan coil is so compact that it fits anywhere. Laundry room, attic, crawl space – you can even place it in a closet.
- It can be installed in new or existing homes.
- It takes less than 1/3 of the space of a conventional heating and air conditioning unit.

### MAX FLEXIBILITY

- The supply outlets can be placed in the wall, ceiling or floor.
- Each unit has a choice of four locations for the return air connections.
- The FLEXAIR™ distribution systems are quick and easy to install.
- The FLEXAIR™ distribution system eliminates most drywall bulkheads.
- Ideal for retrofit applications with minimal disturbance to the building interior.

### MAX FLEXIBILITY CONT.

- The FLEXAIR™ insulated 2 1/2" supply duct will fit in a standard 2"x 4" wall cavity.
- Can be mounted for vertical or horizontal airflow.
- Can be combined with humidifiers, high efficiency air cleaners or ERVs / HRVs.
- Snap together branch duct and diffuser connections.

### MAX SUPPORT

For more information and technical design support regarding our Maxair products, email [Info@airmaxtechnologies.com](mailto:Info@airmaxtechnologies.com)



### FLEXAIR™ DISTRIBUTION SYSTEM


## NEW

## Introducing MAXAIR 30e, MAXAIR 50e, MAXAIR 70e and MAXAIR 100e

Optional prioritizing comfort levels with energy savings.


### MAX COMFORT

- With the increased efficiency of this optional ECM motor, homeowners will be free to cycle air continuously with a minimal increase in electricity cost. Continual fan operation helps improve filtration, reduce temperature variations, and helps keep the air clear of dust and allergens – making your customers' homes more comfortable.



### MAX ENERGY SAVINGS

- Energy savings, temperature control and comfort levels are achieved in individual levels of the home by prioritizing the requirements. This is achieved by installing optional space thermostats. If any area calls for heating or cooling, the individual thermostat allows the space it serves to achieve optimum comfort and still maintain continual air circulation throughout the home.
- This method of prioritizing is a great energy savings measure while offering an increased comfort level to the home owner.



### MAX ELECTRICAL SAVINGS

- Electronically commuted motors (ECM) are ultra high efficient programmable brushless DC motors that are more efficient than the permanently split capacitor (PSC) motors used in most residential furnaces. This is especially true at lower speeds used for continuous circulation in many new homes.



Max Air Specifications	Max 30 (ecm)	Max 50 (ecm)	Max 70 (ecm)	Max 100 (ecm)
BTUH Heating @ 180° F EWT	39,382	55,649	77,981	98,593
BTUH Heating @ 170° F EWT	35,769	49,971	69,804	89,630
BTUH Heating @ 160° F EWT	32,159	44,700	58,902	80,666
BTUH Heating @ 150° F EWT	28,553	39,086	50,519	71,704
BTUH Heating @ 140° F EWT	24,951	35,195	46,278	62,741
BTUH Heating @ 130° F EWT	21,356	30,250	41,000	53,500
TX Cooling (Tons) <sup>(1)</sup>	1.0	1½ - 2.0	2½	3
CFM @ 1.5" ESP	350	580	750	950
HP - RPM	⅓ - 1,625	½ - 1,625	¾ - 1,625	¾ - 1,625
Motor Amps @ 120/1/60	4.6	6.2	8.7	8.7
GPM Flow Rating	5	5	7	8
Fan Coil Size (L/W/H)	30"x14"x18½"	30"x14"x18½"	36"x18"x19½"	36"x18"x25½"
Supply Air Size	8	8	8	10
Return Air Size Required	12"x14" min.	12"x14" min.	16"x15" min.	16"x16" min.
Minimum Outlets	7 (5-ecm)	13 (10-ecm)	16 (16-ecm)	19 (22-ecm)
Maximum Outlets	11 (11-ecm)	17 (17-ecm)	20 (20-ecm)	25 (28-ecm)

(1) Smaller condensers may be matched to fan coil when required ( match TXV to condenser size)  
(2) The median number of outlets should be used to achieve maximum DX cooling capacity for each model size. Eg. If 2 1/2 tons are required in a Max 70 system you must use minimum 20 outlets. Heating capacity based on 70°F return air, high speed, 10' duct length per branch and no cooling.  
(3) Contact factory for minimum number of outlets if using less than maximum DX cooling capacity.  
\*ecm - Electronically Commuted Motor




A breath of fresh air.



**AIRMAX**  
TECHNOLOGIES

209 Citation Drive, Units 5 & 6, Concord, Ontario L4K 2Y8  
Tel. 905.264.1414 Fax: 905.264.1147  
[www.airmaxtechnologies.com](http://www.airmaxtechnologies.com)



**AIRMAX**  
TECHNOLOGIES